



Jazzi
Pool & Spa





Brand Introduction

ASIAN'S MOST EXCELLENT SPAS

Brand introduction

As an Asian market leader in the pool and spa industry for over 30 years, Jazzi Spas has become one of the ultimate choices for spa buyers worldwide.

We manufactured over 200,000 spas being enjoyed by families in more than 65 countries.

Our factory has 8 workshops with over 500 workers. Jazzi has a professional R&D department with an excellent OEM and ODM experience.

Jazzi Spas only uses the absolutely latest technology and highest components sourced from different countries including US, Canada that save on energy-reduce maintenance and extend the life of your spas.

Jazzi Spas has all the certifications and all relevant approvals required.



INTEGRATED ENDLESS SWIMMING SYSTEM

The endless swim spa is a special hydraulically driven device installed inside the spa to generate orientation. The effect is similar to a treadmill. Swimmers swim in the spa against the water current to achieve the purpose of swimming for a long time in a specific space. So it is called endless swim spa.

Small Space

The length of the endless swim spa is 3.9 - 7.8m, 2.28m width, can be installed in your picturesque garden or courtyard! Its flexible construction method and smaller space occupation give you more freedom to play. You can build your endless swim spa above ground or underground according to your preferences or actual situation, and the minimum amount can reach ZERO!

Large Swim Spa

The endless swim spa uses a laminar flow propeller to promote the flow of water, and can freely adjust the flow power, making you feel like swimming in the real limitless space! The water flow system includes a laminar flow propulsion device and a water circulation system, it can produce a maximum of about 17cbm of water per minute, which is equivalent to the complete circulation and flow of the water in the entire endless swim spa in one minute.

MASSAGE SPA

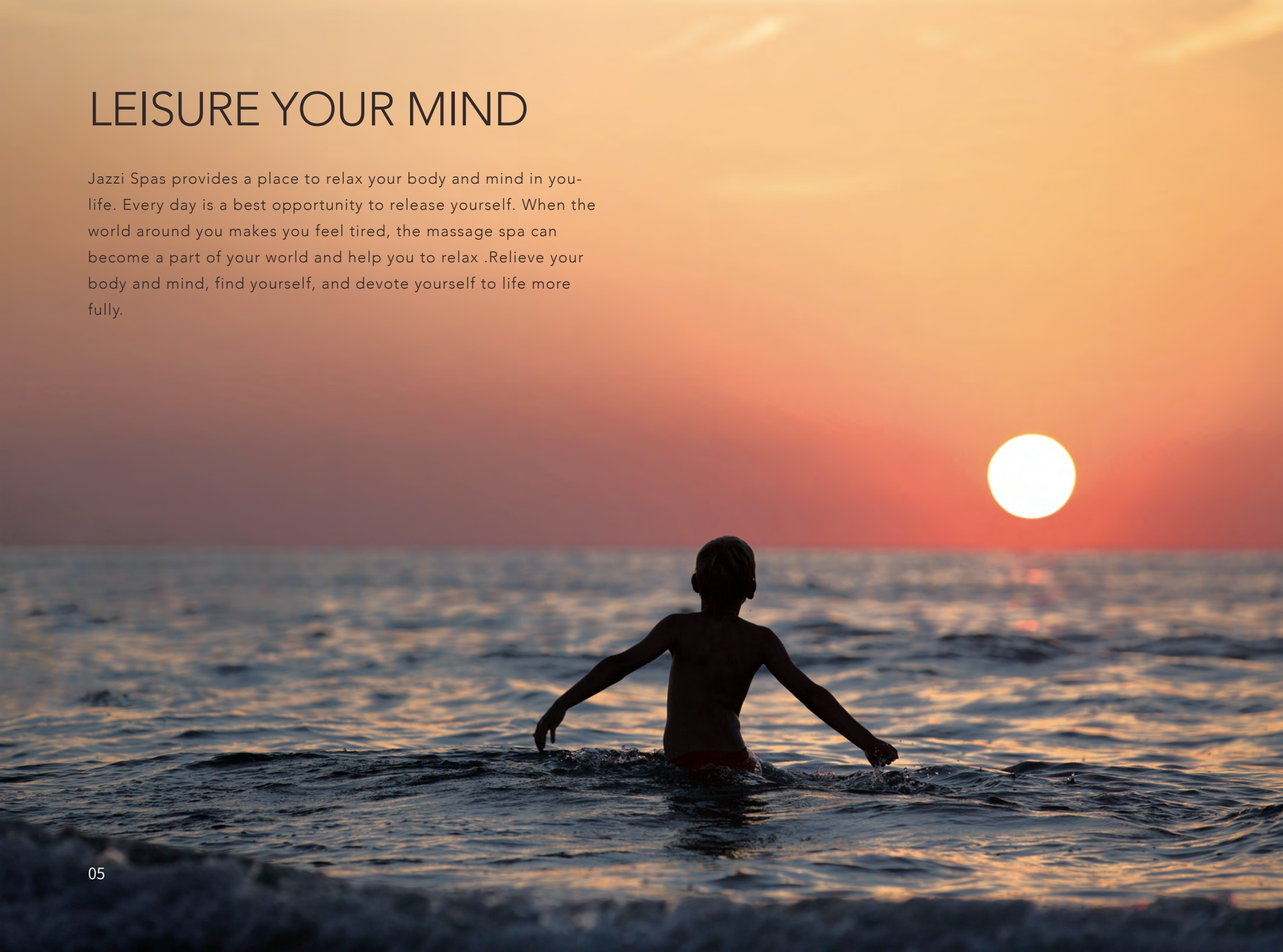
Human beings originated from the sea, people have an inseparable relationship with water, babies live in the mother's warm amniotic fluid before coming into this world... People always like to wander in the water, looking at the clear boundless water, the soul can get great comfort when in worry, sadness, hesitation helpless, when the whole body is immersed in fragrant, warm water, accompanied by soothing crystal-like water massage. The body and mind can be greatly relaxed, and the soul is also sublimated.

In 1993, Jazzi brings the lifestyle of spa in hot springs into his home and creates a new private spa life. Even if the water temperature is still constant in ice and snow, it is not limited by time and weather, and can be used at will all the year round.



LEISURE YOUR MIND

Jazzi Spas provides a place to relax your body and mind in your life. Every day is a best opportunity to release yourself. When the world around you makes you feel tired, the massage spa can become a part of your world and help you to relax. Relieve your body and mind, find yourself, and devote yourself to life more fully.



BRILLIANT SPA EXPERIENCE

ENJOY THE CHARM OF SPA

Jazzi Spas is an excellent solution to achieve your hydrotherapy needs. Relieve tension and rejuvenate tired muscles as powerful jets target key stress areas with varied jet faces and configurations.

Slide into the extra wide corner seat for soothing water massage across your back and shoulders, or share this experience with someone close.



INTELLIGENT CONTROL

HD touch control panel
User-friendly design



FOUR SEASONS HOT SPRING EXPERT

Set the warm temperature you would like to soak, it will stay the temperature all the time.

The four seasons of a year to use, is worthy of the name "Four Seasons Spa Specialist".



CRYSTAL CLEAN WATER

The premium water possess the most natural, safe, and highly efficient sanitization system with micro-ban filter, ozone system and UV light(Optional), reducing the amount of chemicals required to sanitize your spa but keep the crystal clean water.

LEISURE AND ENTERTAINMENT

Home theater system, bluetooth sound system, paddling sports system etc., to meet the visual, auditory, sports enjoyment.

You can set 7 colors freely by the premium mood light system and create a comfortable atmosphere during your massage.

The waterfall provides a better outdoor scene. Imagine being in nature and listening the sound of murmuring water, enjoy massaging.





AROMATHERAPY

Feel the bubbles and fragrance when opening the aromatherapy system. Immersed in the pleasure sense of smell space, open a physical and mental healing and soothing journey.

DELUXE SERIES



SKT666C

TECHNICAL SPECIFICATION



BASIC INFORMATION

Size	3900x2280x1200mm
People Capacity	3 Seats
Water Capacity	3980 l
Net Weight	980 kgs
Jet	22 Massage Jets + 5 Swim Jets
Pump	3x Massage Pumps(3HP)+1x Circulation Pump

STRUCTURE

Base	FRP
Cabinet	EternaWood

SYSTEM

Control System	1 Set
Heating System	1x 3000W Heater
Disinfection System	Ozone
Filtration System	Cartridge Filtration
Lighting System	Underwater Light
Waterscape System	LED Waterfall

OPTIONAL ACCESSORIES

- Spa Cover / 3 Tier External Step / UV Disinfection
- Wireless Bluetooth Cabinet Speaker / Water Level Mood Light
- Upgrade Control System(Wifi Remote Control)

SKT339E4

TECHNICAL SPECIFICATION



BASIC INFORMATION

Size	4300x2280x1550mm
People Capacity	3 Seats
Water Capacity	6200 l
Net Weight	1300 kgs
Jet	18 Massage Jets + 5 Swim Jets
Pump	4x Massage Pumps(3HP)+1x Circulation Pumps

STRUCTURE

Base	FRP
Cabinet	EternaWood

SYSTEM

Control System	1 Set
Heating System	1x 3000W Heater
Disinfection System	Ozone
Filtration System	Cartridge Filtration
Lighting System	Underwater Light
Waterscape System	LED Waterfall

OPTIONAL ACCESSORIES

- Spa Cover / 3 Tier External Step / UV Disinfection
- Wireless Bluetooth Cabinet Speaker / Water Level Mood Light
- Upgrade Control System(Wifi Remote Control)

SKT339E5

TECHNICAL SPECIFICATION



BASIC INFORMATION

Size	5500x2280x1550mm
People Capacity	3 Seats
Water Capacity	8500 l
Net Weight	1700 kgs
Jet	18 Massage Jets + 5 Swim Jets
Pump	4x Massage Pumps(3HP)+1x Circulation Pumps

STRUCTURE

Base	FRP
Cabinet	EternaWood

SYSTEM


Control System	1 Set
Heating System	1x 3000W Heater
Disinfection System	Ozone
Filtration System	Cartridge Filtration
Lighting System	Underwater Light
Waterscape System	LED Waterfall

OPTIONAL ACCESSORIES

- Spa Cover / 3 Tier External Step / UV Disinfection
- Wireless Bluetooth Cabinet Speaker / Water Level Mood Light
- Upgrade Control System(Wifi Remote Control)

SKT339E6

TECHNICAL SPECIFICATION



BASIC INFORMATION

Size	5850x2280x1550mm
People Capacity	1 Lounge + 5 Seats
Water Capacity	8000 l
Net Weight	1850 kgs
Jet	40 Massage Jets + 5 Swim Jets
Pump	6x Massage Pumps(3HP)+2x Circulation Pumps

STRUCTURE

Base	FRP
Cabinet	EternaWood

SYSTEM

Control System	2 Set
Heating System	2x 3000W Heater
Disinfection System	Ozone
Filtration System	Cartridge Filtration
Lighting System	Underwater Light
Waterscape System	LED Waterfall

OPTIONAL ACCESSORIES

- Spa Cover / 3 Tier External Step / UV Disinfection
- Wireless Bluetooth Cabinet Speaker / Water Level Mood Light
- Upgrade Control System(Wifi Remote Control)

SKT666D

TECHNICAL SPECIFICATION



BASIC INFORMATION

Size	5900x2280x1550mm
People Capacity	None
Water Capacity	9000 l
Net Weight	1750 kgs
Jet	None
Pump	Endless Swimming System x 6.65HP 1x Circulation Pump

STRUCTURE

Base	FRP
Cabinet	EternaWood

SYSTEM

Control System	2 Set
Heating System	1x 3000W Heater
Disinfection System	Ozone
Filtration System	Cartridge Filtration
Lighting System	Underwater Light

OPTIONAL ACCESSORIES

Spa Cover / 3 Tier External Step / UV Disinfection
 Wireless Bluetooth Cabinet Speaker / Water Level Mood Light
 Upgrade Control System(Wifi Remote Control)

SKT339A

TECHNICAL SPECIFICATION



BASIC INFORMATION

Size	6000x2280x1350mm
People Capacity	1 Lounge + 6 Seats
Water Capacity	8000 l
Net Weight	1850 kgs
Jet	61 Massage Jets + 5 Swim Jets
Pump	6x Massage Pumps(3HP)+2x Circulation Pumps

STRUCTURE

Base	FRP
Cabinet	EternaWood

SYSTEM

Control System	2 Set
Heating System	2x 3000W Heater
Disinfection System	Ozone
Filtration System	Cartridge Filtration
Lighting System	Underwater Light
Waterscape System	LED Waterfall

OPTIONAL ACCESSORIES

- Spa Cover / 3 Tier External Step / UV Disinfection
- Wireless Bluetooth Cabinet Speaker / Water Level Mood Light
- Upgrade Control System(Wifi Remote Control)

TM168A

TECHNICAL SPECIFICATION



BASIC INFORMATION

Size	2280x2280x910mm
People Capacity	1 Lounge + 5 Seats
Water Capacity	1380 l
Net Weight	380 kgs
Jet	60 Massage Jets
Pump	2x Massage Pumps(3HP)+1x Circulation Pump

STRUCTURE

Base	FRP
Cabinet	EternalWood

SYSTEM

Control System	1 Set
Heating System	1x 3000W Heater
Disinfection System	Ozone
Filtration System	Cartridge Filtration
Lighting System	Underwater Light
Waterscape System	LED Waterfall + Water Curtain

OPTIONAL ACCESSORIES

Air Blower / Spa Cover / Cover Lifter / 2 Tier External Step / UV Disinfection
 Upgrade Control System(Wifi Remote Control) / Water Level Mood Light
 Wireless Bluetooth Cabinet Speaker Or Sub-woofer Air Sound System

TM168B

TECHNICAL SPECIFICATION



BASIC INFORMATION

Size	2280x2280x910mm
People Capacity	2 Lounges + 3 Seats
Water Capacity	1360 l
Net Weight	380 kgs
Jet	46 Massage Jets
Pump	2x Massage Pumps(3HP)+1x Circulation Pump

STRUCTURE

Base	FRP
Cabinet	EternalWood

SYSTEM

Control System	1 Set
Heating System	1x 3000W Heater
Disinfection System	Ozone
Filtration System	Cartridge Filtration
Lighting System	Underwater Light
Waterscape System	LED Waterfall + Water Curtain

OPTIONAL ACCESSORIES

Air Blower / Spa Cover / Cover Lifter / 2 Tier External Step / UV Disinfection
 Upgrade Control System(Wifi Remote Control) / Water Level Mood Light
 Wireless Bluetooth Cabinet Speaker Or Sub-woofer Air Sound System

TM168C

TECHNICAL SPECIFICATION



BASIC INFORMATION

Size	2000x2000x850mm
People Capacity	1 Lounge + 4 Seats
Water Capacity	1000 l
Net Weight	330 kgs
Jet	53 Massage Jets
Pump	2x Massage Pumps(3HP)+1x Circulation Pump

STRUCTURE

Base	FRP
Cabinet	EternalWood

SYSTEM

Control System	1 Set
Heating System	1x 3000W Heater
Disinfection System	Ozone
Filtration System	Cartridge Filtration
Lighting System	Underwater Light
Waterscape System	Water Curtain

OPTIONAL ACCESSORIES

Air Blower / Spa Cover / Cover Lifter / 2 Tier External Step / UV Disinfection
 Upgrade Control System(Wifi Remote Control) / Water Level Mood Light
 Wireless Bluetooth Cabinet Speaker Or Sub-woofer Air Sound System

TM168D

TECHNICAL SPECIFICATION



BASIC INFORMATION

Size	2000x2000x850mm
People Capacity	7 Seats
Water Capacity	1000 l
Net Weight	330 kgs
Jet	51 Massage Jets
Pump	2x Massage Pumps(3HP)+1x Circulation Pump

STRUCTURE

Base	FRP
Cabinet	EternalWood

SYSTEM

Control System	1 Set
Heating System	1x 3000W Heater
Disinfection System	Ozone
Filtration System	Cartridge Filtration
Lighting System	Underwater Light

OPTIONAL ACCESSORIES

Air Blower / Spa Cover / Cover Lifter / 2 Tier External Step / UV Disinfection
 Upgrade Control System(Wifi Remote Control) / Water Level Mood Light
 Wireless Bluetooth Cabinet Speaker Or Sub-woofer Air Sound System

TM168E

TECHNICAL SPECIFICATION



BASIC INFORMATION

Size	2280x2280x910mm
People Capacity	7 Seats
Water Capacity	1340 l
Net Weight	380 kgs
Jet	69 Massage Jets
Pump	2x Massage Pumps(3HP)+1x Circulation Pump

STRUCTURE

Base	FRP
Cabinet	EternalWood

SYSTEM

Control System	1 set
Heating System	1x 3000W Heater
Disinfection System	Ozone x 100mg/hr
Filtration System	Cartridge Filtration
Lighting System	Underwater Light

OPTIONAL ACCESSORIES


Air Blower / Spa Cover / Cover Lifter / 2 Tier External Step / UV Disinfection Upgrade Control System(Wifi Remote Control) / Water Level Mood Light Wireless Bluetooth Cabinet Speaker Or Sub-woofer Air Sound System

THE MOMENT SERIES



SKT666A

TECHNICAL SPECIFICATION



BASIC INFORMATION

Size	3900x2280x1200mm
People Capacity	1 Lounge + 8 Seats
Water Capacity	3650 l
Net Weight	980 kgs
Jet	44 Massage Jets + 3 Swim Jets
Pump	3x Massage Pumps(3HP)+1x Circulation Pump

STRUCTURE

Base	FRP
Cabinet	EternaWood

SYSTEM

Control System	1 Set
Heating System	1x 3000W Heater
Disinfection System	Ozone
Filtration System	Cartridge Filtration
Lighting System	Underwater Light
Waterscape System	LED Waterfall

OPTIONAL ACCESSORIES

Spa Cover / 3 Tier External Step / UV Disinfection
 Wireless Bluetooth Cabinet Speaker / Water Level Mood Light
 Upgrade Control System(Wifi Remote Control)

TM225M

TECHNICAL SPECIFICATION



BASIC INFORMATION

Size	2000x2000x850mm
People Capacity	1 Lounge + 4 Seats
Water Capacity	1150 l
Net Weight	320 kgs
Jet	21 Massage Jets
Pump	1x Dual Speed Pump(3HP)

STRUCTURE

Base	FRP
Cabinet	EternalWood

SYSTEM

Control System	1 Set
Heating System	1x 3000W Heater
Disinfection System	Ozone
Filtration System	Cartridge Filtration
Lighting System	Underwater Light
Waterscape System	LED Waterfall

OPTIONAL ACCESSORIES

Air Blower / Spa Cover / Cover Lifter / 2 Tier External Step / UV Disinfection
 Wireless Bluetooth Cabinet Speaker / Water Level Mood Light
 Upgrade Control System(Wifi Remote Control)

TM355M

TECHNICAL SPECIFICATION



BASIC INFORMATION

Size	2000x2000x850mm
People Capacity	2 Lounges + 3 Seats
Water Capacity	1000 l
Net Weight	320 kgs
Jet	34 Massage Jets
Pump	1x Dual Speed Pump(3HP)

STRUCTURE

Base	FRP
Cabinet	EternalWood

SYSTEM

Control System	1 Set
Heating System	1x 3000W Heater
Disinfection System	Ozone
Filtration System	Cartridge Filtration
Lighting System	Underwater Light
Waterscape System	LED Waterfall

OPTIONAL ACCESSORIES

Air Blower / Spa Cover / Cover Lifter / 2 Tier External Step / UV Disinfection
 Wireless Bluetooth Cabinet Speaker / Water Level Mood Light
 Upgrade Control System(Wifi Remote Control)

TM206L

TECHNICAL SPECIFICATION



BASIC INFORMATION

Size	2280x2280x910mm
People Capacity	1 Lounge + 5 Seats
Water Capacity	1380 l
Net Weight	330 kgs
Jet	19 Massage Jets
Pump	1x Dual Speed Pump(3HP)

STRUCTURE

Base	FRP
Cabinet	EternalWood

SYSTEM

Control System	1 Set
Heating System	1x 3000W Heater
Disinfection System	Ozone
Filtration System	Cartridge Filtration
Lighting System	Underwater Light
Waterscape System	LED Waterfall

OPTIONAL ACCESSORIES

Air Blower / Spa Cover / Cover Lifter / 2 Tier External Step / UV Disinfection
 Wireless Bluetooth Cabinet Speaker / Water Level Mood Light
 Upgrade Control System(Wifi Remote Control)

TM346L

TECHNICAL SPECIFICATION



BASIC INFORMATION

Size	2280x2280x910mm
People Capacity	2 Lounges + 4 Seats
Water Capacity	1380 l
Net Weight	330 kgs
Jet	33 Massage Jets
Pump	1x Dual Speed Pump(3HP)

STRUCTURE

Base	FRP
Cabinet	EternalWood

SYSTEM

Control System	1 Set
Heating System	1x 3000W Heater
Disinfection System	Ozone
Filtration System	Cartridge Filtration
Lighting System	Underwater Light
Waterscape System	LED Waterfall

OPTIONAL ACCESSORIES

Air Blower / Spa Cover / Cover Lifter / 2 Tier External Step / UV Disinfection
 Wireless Bluetooth Cabinet Speaker / Water Level Mood Light
 Upgrade Control System(Wifi Remote Control)

TM306R

TECHNICAL SPECIFICATION



BASIC INFORMATION

Size	2100x2100x850mm
People Capacity	6 Seats
Water Capacity	1300 l
Net Weight	320 kgs
Jet	29 Massage Jets
Pump	1x Dual Speed Pump(3HP)

STRUCTURE

Base	FRP
Cabinet	EternaWood

SYSTEM

Control System	1 Set
Heating System	1x 3000W Heater
Disinfection System	Ozone
Filtration System	Cartridge Filtration
Lighting System	Underwater Light
Waterscape System	LED Waterfall

OPTIONAL ACCESSORIES

Air Blower / Spa Cover / Cover Lifter / 2 Tier External Step / UV Disinfection
 Wireless Bluetooth Cabinet Speaker / Water Level Mood Light
 Upgrade Control System(Wifi Remote Control)

TM168F

TECHNICAL SPECIFICATION



BASIC INFORMATION

Size	2280x2280x910mm
People Capacity	1 Lounge + 4 Seats
Water Capacity	1400 l
Net Weight	350 kgs
Jet	57 Massage Jets
Pump	2x Massage Pump(3HP)+1x Circulation Pump

STRUCTURE

Base	FRP
Cabinet	EternaWood

SYSTEM

Control System	1 set
Heating System	1x 3000W Heater
Disinfection System	Ozone
Filtration System	Cartridge Filtration
Lighting System	Underwater Light
Waterscape System	LED Waterfall

OPTIONAL ACCESSORIES

Air Blower / Spa Cover / Cover Lifter / 2 Tier External Step / UV Disinfection
 Water Level Mood Light / Wireless Bluetooth Speaker
 Upgrade Control System(Wifi Remote Control)

CLASSIC SERIES



SKT339F

TECHNICAL SPECIFICATION



Basic Information

Size	3800x2280x1160mm
People Capacity	2 Lounges + 6 Seats
Water Capacity	3900 l
Net Weight	1020 kgs
Jet	118 Massage Jets
Pump	4x Massage Pumps(3HP)+1x Circulation Pump

Structure

Base	FRP
Cabinet	EternaWood

System

Control System	1 Set
Heating System	1x 3000W Heater
Disinfection System	Ozone
Filtration System	Cartridge Filtration
Lighting System	Underwater Light
Waterscape System	Water Curtain + LED Waterfall

Optional Accessories

Spa Cover / 3 Tier External Step / UV Disinfection
 Wireless Bluetooth Sub-woofer Speaker / Water Level Mood Light
 42 Inch Pop Up TV / Upgrade Control System(Wifi Remote Control)

SKT339I

BASIC INFORMATION



Basic Information

Size	3900x2280x1200mm
People Capacity	1 Lounge + 9 Seats
Water Capacity	3650 l
Net Weight	980 kgs
Jet	48 Massage Jets + 4 Swim Jets
Pump	3x Massage Pumps(3HP)+1x Circulation Pump

Structure

Base	FRP
Cabinet	EternaWood

System

Control System	1 Set
Heating System	1x 3000W Heater
Disinfection System	Ozone x 100mg/hr
Filtration System	Cartridge Filtration
Lighting System	Underwater Light
Waterscape System	LED Waterfall

Optional Accessories

Spa Cover / 3 Tier External Step / Water Level Mood Light /
 Wireless Bluetooth Cabinet Speaker /
 Upgrade Control System(Wifi Remote Control)

SKT339E1

TECHNICAL SPECIFICATION



Basic Information

Size	5800x2280x1550mm
People Capacity	2 Lounge + 2 Seats
Water Capacity	9360 l
Net Weight	1850 kgs
Jet	62 Massage Jets + 5 Swim Jets
Pump	4x Massage Pumps(3HP)+1x Circulation Pumps

Structure

Base	FRP
Cabinet	EternaWood

System

Control System	1 Set
Heating System	1x 3000W Heater
Disinfection System	Ozone
Filtration System	Cartridge Filtration
Lighting System	Underwater Light
Waterscape System	Water Curtain

Optional Accessories

Spa Cover / 3 Tier External Step / UV Disinfection
 Wireless Bluetooth Cabinet Speaker / Water Level Mood Light
 Upgrade Control System(Wifi Remote Control)

SKT339E2

TECHNICAL SPECIFICATION



Basic Information

Size	7800x2280x1550mm
People Capacity	2 Lounges + 2 Seats
Water Capacity	11870 l
Net Weight	2165 kgs
Jet	75 Massage Jets
Pump	Endless Swimming System x 6.65HP 2x Massage Pumps(3HP)+1x Circulation Pump

Structure

Base	FRP
Cabinet	EternaWood

System


Control System	2 Set
Heating System	1x 3000W Heater
Disinfection System	Ozone
Filtration System	Cartridge Filtration
Lighting System	Underwater Light
Waterscape System	Water Curtain + LED Waterfall

Optional Accessories

Spa Cover / 3 Tier External Step / UV Disinfection
 Wireless Bluetooth Cabinet Speaker / Water Level Mood Light
 Upgrade Control System(Wifi Remote Control)

SKT333G

TECHNICAL SPECIFICATION



BASIC INFORMATION

Size	2050x910x760mm
People Capacity	2 Seats
Water Capacity	500 l
Net Weight	198 kgs
Jet	19 Massage Jets
Pump	1x Dual Speed Pump(3HP)

STRUCTURE

Base	FRP
Cabinet	EternaWood

SYSTEM

Control System	1 Set
Heating System	1x 3000W Heater
Disinfection System	Ozone
Filtration System	Cartridge Filtration
Lighting System	Underwater Light

OPTIONAL ACCESSORIES

Spa Cover / Cover Lifter / 2 Tier External Step / UV Disinfection
 Wireless Bluetooth Cabinet Speaker / Water Level Mood Light
 Upgrade Control System(Wifi Remote Control)

SKT333K-ICE TUB

TECHNICAL SPECIFICATION



BASIC INFORMATION

Size	1880x790x750mm
People Capacity	1 Lounge
Water Capacity	500 l
Net Weight	152 kgs
Jet	2 Matssage Jets
Pump	1x Chiller(1HP)+1x Circulation Pump

STRUCTURE

Base	FRP
Cabinet	EternaWood

SYSTEM

Control System	1 set
Disinfection System	Ozone x 100mg/hr
Lighting System	Underwater Light
Filtration System	Cartridge Filtration

OPTIONAL ACCESSORIES

Spa Cover / 2 Tier External Step

TM168G(Hot & Cold Combo)

BASIC INFORMATION



BASIC INFORMATION

Size	2100x1850x850mm
People Capacity	3 Seats
Water Capacity	1000 l
Net Weight	280 kgs
Jet	13 Massage Jets
Pump	1x Dual Speed Pump(3HP) 1x Chiller(1HP)

STRUCTURE

Base	FRP
Cabinet	EternaWood

SYSTEM

Control System	2 set
Heating System	1x 3000W Heater
Disinfection System	Ozone x 100mg/hr
Filtration System	Cartridge Filtration
Lighting System	Underwater Light

OPTIONAL ACCESSORIES

- Spa Cover / Water Level Mood Light
- 2 Tier External Step / Wireless Bluetooth Cabinet Speaker
- Upgrade Control System(Wifi Remote Control)

SKT888X

TECHNICAL SPECIFICATION



BASIC INFORMATION

Size	1700x1500x730mm
People Capacity	4 Seats
Water Capacity	1000 l
Net Weight	225 kgs
Jet	14 Massage Jets
Pump	1x Dual Speed Pump(3HP)

STRUCTURE

Base	FRP
Cabinet	EternaWood

SYSTEM

Control System	1 set
Heating System	1x 3000W Heater
Disinfection System	Ozone x 100mg/hr
Filtration System	Cartridge Filtration
Lighting System	Underwater Light

OPTIONAL ACCESSORIES

Spa Cover / Cover Lifter / Water Level Mood Light / 2 Tier External Step
 Wireless Bluetooth Cabinet Speaker
 Upgrade Control System(Wifi Remote Control)

SKT888X1

TECHNICAL SPECIFICATION



BASIC INFORMATION

Size	1900x1900x760mm
People Capacity	1 Lounge + 4 Seats
Water Capacity	1250 l
Net Weight	255 kgs
Jet	19 Massage Jets
Pump	1x Dual Speed Pump(3HP)

STRUCTURE

Base	FRP
Cabinet	EternaWood

SYSTEM

Control System	1 set
Heating System	1x 3000W Heater
Disinfection System	Ozone x 100mg/hr
Filtration System	Cartridge Filtration
Lighting System	Underwater Light

OPTIONAL ACCESSORIES

Spa Cover / Cover Lifter / Water Level Mood Light / 2 Tier External Step
 Wireless Bluetooth Cabinet Speaker
 Upgrade Control System(Wifi Remote Control)

SKT335H

TECHNICAL SPECIFICATION



BASIC INFORMATION

Size	2100x1600x850mm
People Capacity	1 Lounge + 2 Seats
Water Capacity	800 l
Net Weight	270 kgs
Jet	21 Massage Jets
Pump	1x Dual Speed Pump(3HP)

STRUCTURE

Base	FRP
Cabinet	EternaWood

SYSTEM

Control System	1 Set
Heating System	1x 3000W Heater
Disinfection System	Ozone
Filtration System	Cartridge Filtration
Lighting System	Underwater Light

OPTIONAL ACCESSORIES

Air Blower / Spa Cover / Cover Lifter / 2 Tier External Step / UV Disinfection
 Wireless Bluetooth Cabinet Speaker / Water Level Mood Light
 Upgrade Control System(Wifi Remote Control)

SKT336C

TECHNICAL SPECIFICATION



BASIC INFORMATION

Size	2100x1600x850mm
People Capacity	1 Lounge + 2 Seats
Water Capacity	800 l
Net Weight	300 kgs
Jet	43 Massage Jets
Pump	2x Massage Pumps(3HP)+1x Circulation Pumps

STRUCTURE

Base	FRP
Cabinet	EternaWood

SYSTEM

Control System	1 Set
Heating System	1x 3000W Heater
Disinfection System	Ozone
Filtration System	Cartridge Filtration
Lighting System	Underwater Light
Waterscape System	Water Curtain

OPTIONAL ACCESSORIES

Spa Cover / 2 Tier External Step / UV Disinfection / Water Level Mood Light
 Upgrade Control System (Wifi Remote Control)
 Wireless Bluetooth Cabinet Speaker

SKT333C

TECHNICAL SPECIFICATION



BASIC INFORMATION

Size	2280x2280x910mm
People Capacity	1 Lounge + 4 Seats
Water Capacity	1600 l
Net Weight	420 kgs
Jet	47 Massage Jets
Pump	2x Massage Pumps(3HP)+1x Circulation Pump

STRUCTURE

Base	FRP
Cabinet	EternaWood

SYSTEM

Control System	1 Set
Heating System	1x 3000W Heater
Disinfection System	Ozone
Filtration System	Cartridge Filtration
Lighting System	Underwater Light
Waterscape system	Water Curtain + LED Waterfall

OPTIONAL ACCESSORIES

Air Blower / Spa Cover / Cover Lifter / 2 Tier External Step / UV Disinfection
 Wireless Bluetooth Cabinet Speaker / Water Level Mood Light
 Upgrade Control System(Wifi Remote Control)

SKT333D

TECHNICAL SPECIFICATION



BASIC INFORMATION

Size	2280x2280x910mm
People Capacity	2 Lounges + 4 Seats
Water Capacity	1500 l
Net Weight	420 kgs
Jet	88 Massage Jets
Pump	2x Massage Pumps(3HP)+1x Circulation Pump

STRUCTURE

Base	FRP
Cabinet	EternaWood

SYSTEM

Control System	1 Set
Heating System	1x 3000W Heater
Disinfection System	Ozone
Filtration System	Cartridge Filtration
Lighting System	Underwater Light
Waterscape system	Water Curtain

OPTIONAL ACCESSORIES

Air Blower / Spa Cover / Cover Lifter / 2 Tier External Step / UV Disinfection
 Wireless Bluetooth Cabinet Speaker / Water Level Mood Light
 Upgrade Control System(Wifi Remote Control)

SKT333E

TECHNICAL SPECIFICATION



BASIC INFORMATION

Size	2280x2280x910mm
People Capacity	2 Lounges + 4 Seats
Water Capacity	1450 l
Net Weight	420 kgs
Jet	81 Massage Jets
Pump	2x Massage Pumps(3HP)+1x Circulation Pump

STRUCTURE

Base	FRP
Cabinet	EternaWood

SYSTEM

Control System	1 Set
Heating System	1x 3000W Heater
Disinfection System	Ozone
Filtration System	Cartridge Filtration
Lighting System	Underwater Light
Waterscape system	Water Curtain

OPTIONAL ACCESSORIES

Air Blower / Spa Cover / Cover Lifter / 2 Tier External Step / UV Disinfection
 Wireless Bluetooth Cabinet Speaker / Water Level Mood Light
 Upgrade Control System(Wifi Remote Control)

SKT333I

TECHNICAL SPECIFICATION



BASIC INFORMATION

Size	2280x2280x910mm
People Capacity	1 Lounge + 5 Seats
Water Capacity	1400 l
Net Weight	380 kgs
Jet	57 Massage Jets
Pump	2x Massage Pumps(3HP)+1x Circulation Pump

STRUCTURE

Base	FRP
Cabinet	EternaWood

SYSTEM

Control System	1 Set
Heating System	1x 3000W Heater
Disinfection System	Ozone
Filtration System	Cartridge Filtration
Lighting System	Underwater Light
Waterscape system	Water Curtain

OPTIONAL ACCESSORIES

Air Blower / Spa Cover / Cover Lifter / 2 Tier External Step / UV Disinfection
 Wireless Bluetooth Cabinet Speaker / Water Level Mood Light
 Upgrade Control System(Wifi Remote Control)

SKT333L

TECHNICAL SPECIFICATION



BASIC INFORMATION

Size	2240x2240x910mm
People Capacity	2 Lounges + 3 Seats
Water Capacity	1400 l
Net Weight	380 kgs
Jet	42 Massage Jets
Pump	2x Massage Pumps(3HP)+1x Circulation Pump

STRUCTURE

Base	FRP
Cabinet	EternaWood

SYSTEM

Control System	1 Set
Heating System	1x 3000W Heater
Disinfection System	Ozone
Filtration System	Cartridge Filtration
Lighting System	Underwater Light
Waterscape system	Water Curtain

OPTIONAL ACCESSORIES

Air Blower / Spa Cover / Cover Lifter / 2 Tier External Step / UV Disinfection
 Wireless Bluetooth Cabinet Speaker / Water Level Mood Light
 Upgrade Control System(Wifi Remote Control)

SKT306A

TECHNICAL SPECIFICATION



BASIC INFORMATION

Size	2280x2280x940mm
People Capacity	1 Lounge + 4 Seats
Water Capacity	1480 l
Net Weight	370 kgs
Jet	68 Massage Jets
Pump	2x Massage Pumps(3HP)+1x Circulation Pump

STRUCTURE

Base	FRP
Cabinet	EternaWood

SYSTEM

Control System	1 Set
Heating System	1x 3000W Heater
Disinfection System	Ozone
Filtration System	Cartridge Filtration
Lighting System	Underwater Light

OPTIONAL ACCESSORIES

Air Blower / Spa Cover / Cover Lifter / 2 Tier External Step / UV Disinfection
 Wireless Bluetooth Cabinet Speaker / Water Level Mood Light
 Upgrade Control System(Wifi Remote Control)

MODERN SERIES



SKT333H

TECHNICAL SPECIFICATION



BASIC INFORMATION

Size	2100x1100x760mm
People Capacity	2 Seats
Water Capacity	630 l
Net Weight	250 kgs
Jet	19 Massage Jets
Pump	1x Dual Speed Pump(3HP)

STRUCTURE

Base	FRP
Cabinet	EternalWood

SYSTEM

Control System	1 Set
Heating System	1x 3000W Heater
Disinfection System	Ozone
Filtration System	Cartridge Filtration
Lighting System	Underwater Light

OPTIONAL ACCESSORIES

Spa Cover / Cover Lifter / 2 Tier External Step / UV Disinfection
 Wireless Bluetooth Cabinet Speaker / Water Level Mood Light
 Upgrade Control System(Wifi Remote Control)

SKT333H1

TECHNICAL SPECIFICATION



BASIC INFORMATION

Size	2100x1300x840mm
People Capacity	3 Seats
Water Capacity	730 l
Net Weight	260kgs
Jet	30 Massage Jets
Pump	1x Dual Speed Pump(3HP)

STRUCTURE

Base	FRP
Cabinet	EternalWood

SYSTEM

Control System	1 Set
Heating System	1x 3000W Heater
Disinfection System	Ozone
Filtration System	Cartridge Filtration
Lighting System	Underwater Light

OPTIONAL ACCESSORIES

Spa Cover / Cover Lifter / 2 Tier External Step / UV Disinfection
 Wireless Bluetooth Cabinet Speaker / Water Level Mood Light
 Upgrade Control System(Wifi Remote Control)

SKT333H3

TECHNICAL SPECIFICATION



BASIC INFORMATION

Size	2100x1850x810mm
People Capacity	5 Seats
Water Capacity	1050 l
Net Weight	280 kgs
Jet	22 Massage Jets
Pump	1x Dual Speed Pump(3HP)

STRUCTURE

Base	FRP
Cabinet	EternaWood

SYSTEM

Control System	1 Set
Heating System	1x 3000W Heater
Disinfection System	Ozone
Filtration System	Cartridge Filtration
Lighting System	Underwater Light

OPTIONAL ACCESSORIES

Spa Cover / Cover Lifter / 2 Tier External Step / UV Disinfection
 Wireless Bluetooth Cabinet Speaker / Water Level Mood Light
 Upgrade Control System(Wifi Remote Control)

SKT333A

TECHNICAL SPECIFICATION



BASIC INFORMATION

Size	2420x2240x940mm
People Capacity	6 Seats
Water Capacity	1740 l
Net Weight	420 kgs
Jet	45 Massage Jets
Pump	2x Massage Pumps(3HP)+1x Circulation Pump

STRUCTURE


Base	FRP
Cabinet	EternalWood

SYSTEM

Control System	1 Set
Heating System	1x 3000W Heater
Disinfection System	Ozone
Filtration System	Cartridge Filtration
Lighting System	Underwater Light

OPTIONAL ACCESSORIES

Air Blower / Spa Cover / Cover Lifter / 2 Tier External Step / UV Disinfection
 Wireless Bluetooth Cabinet Speaker / Water Level Mood Light
 Upgrade Control System(Wifi Remote Control)

	CLASSIC SERIES	CLASSIC SERIES	MODERN SERIES	MODERN SERIES
				
	SKT333G	SKT333K (ICE TUB)	SKT333H	SKT333H1
BASIC INFORMATION				
Size	2050x910x760mm	1880x790x750mm	2100x1100x760mm	2100x1300x840mm
People Capacity	2 Seats	1 Lounge	2 Seats	3 Seats
Water Capacity	500 l	500 l	630 l	730 l
Net Weight	198 kgs	152 kgs	250 kgs	260 kgs
Jet	19 Massage Jets	2 Massage Jets	19 Massage Jets	30 Massage Jets
Pump	1x Dual Speed Pump(3HP)	1x Chiller(1HP)+1x Circulation Pump	1x Dual Speed Pump(3HP)	1x Dual Speed Pump(3HP)
STRUCTURE				
Base	FRP	FRP	FRP	FRP
Cabinet	EternaWood	EternaWood	EternaWood	EternaWood
SYSTEM				
Control System	1 Set	1 Set	1 Set	1 Set
Heating System	1x 3000W Heater	None	1x 3000W Heater	1x 3000W Heater
Disinfection System	Ozone	Ozone x 100mg/hr	Ozone	Ozone
Filtration System	Cartridge Filtration	Cartridge Filtration	Cartridge Filtration	Cartridge Filtration
Lighting System	Underwater Light	Underwater Light	Underwater Light	Underwater Light

	MODERN SERIES	CLASSIC SERIES	CLASSIC SERIES	CLASSIC SERIES
	 SKT333H3	 TM168G (HOT & COLD COMBO)	 SKT335H	 SKT336C
BASIC INFORMATION				
Size	2100x1850x810mm	2100x1850x850mm	2100x1600x850mm	2100x1600x850mm
People Capacity	5 Seats	3 Seats	1 Lounge + 2 Seats	1 Lounge + 2 Seats
Water Capacity	1050 l	1000 l	800 l	800 l
Net Weight	280 kgs	280 kgs	270 kgs	300 kgs
Jet	22 Massage Jets	13 Massage Jets	21 Massage Jets	43 Massage Jets
Pump	1x Dual Speed Pump(3HP)	1x Dual Speed Pump(3HP) 1x Chiller(1HP)	1x Dual Speed Pump(3HP)	2x Massage Pumps(3HP) 1x Circulation Pumps
STRUCTURE				
Base	FRP	FRP	FRP	FRP
Cabinet	EternaWood	EternaWood	EternaWood	EternaWood
SYSTEM				
Control System	1 Set	2 set	1 Set	1 Set
Heating System	1x 3000W Heater	1x 3000W Heater	1x 3000W Heater	1x 3000W Heater
Disinfection System	Ozone	Ozone x 100mg/hr	Ozone	Ozone
Filtration System	Cartridge Filtration	Cartridge Filtration	Cartridge Filtration	Cartridge Filtration
Lighting System	Underwater Light	Underwater Light	Underwater Light	Underwater Light
Waterscape System	None	None	None	Water Curtain

CLASSIC SERIES

CLASSIC SERIES

THE MOMENT SERIES



SKT888X



SKT888X1



TM225M

BASIC INFORMATION

Size	1700x1500x730mm	1900x1900x760mm	2000x2000x850mm
People Capacity	4 Seats	1 Lounge + 4 Seats	1 Lounge +4 Seats
Water Capacity	1000 l	1250 l	1150 l
Net Weight	225 kgs	255 kgs	320 kgs
Jet	14 Massage Jets	19 Massage Jets	21 Massage Jets
Pump	1x Dual Speed Pump(3HP)	1x Dual Speed Pump(3HP)	1x Dual Speed Pump(3HP)

STRUCTURE

Base	FRP	FRP	FRP
Cabinet	EternaWood	EternaWood	EternaWood

SYSTEM

Control System	1 Set	1 Set	1 Set
Heating System	1x 3000W Heater	1x 3000W Heater	1x 3000W Heater
Disinfection System	Ozone x 100mg/hr	Ozone x 100mg/hr	Ozone
Filtration System	Cartridge Filtration	Cartridge Filtration	Cartridge Filtration
Lighting System	Underwater Light	Underwater Light	Underwater Light
Waterscape System	None	None	LED Waterfall

THE MOMENT SERIES

DELUXE SERIES

DELUXE SERIES



TM355M



TM168C



TM168D

BASIC INFORMATION






Size	2000x2000x850mm	2000x2000x850mm	2000x2000x850mm
People Capacity	2 Lounges + 3 Seats	1 Lounge + 4 Seats	7 Seats
Water Capacity	1000 l	1000 l	1000 l
Net Weight	320 kgs	330 kgs	330 kgs
Jet	34 Massage Jets	53 Massage Jets	51 Massage Jets
Pump	1x Dual Speed Pump(3HP)	2x Massage Pumps(3HP) 1x Circulation Pump	2x Massage Pumps(3HP) 1x Circulation Pump


STRUCTURE






Base	FRP	FRP	FRP
Cabinet	EternaWood	EternaWood	EternaWood

SYSTEM

Control System	1 Set	1 Set	1 Set
Heating System	1x 3000W Heater	1x 3000W Heater	1x 3000W Heater
Disinfection System	Ozone	Ozone	Ozone
Filtration System	Cartridge Filtration	Cartridge Filtration	Cartridge Filtration
Lighting System	Underwater Light	Underwater Light	Underwater Light
Waterscape System	LED Waterfall	Water Curtain	None




	THE MOMENT SERIES	THE MOMENT SERIES	DELUXE SERIES	DELUXE SERIES	DELUXE SERIES
	 TM206L	 TM346L	 TM168A	 TM168B	 TM168E
BASIC INFORMATION					
Size	2280x2280x910mm	2280x2280x910mm	2280x2280x910mm	2280x2280x910mm	2280x2280x910mm
People Capacity	1 Lounge + 5 Seats	2 Lounges + 4 Seats	1 Lounge + 5 Seats	2 Lounges + 3 Seats	7 Seats
Water Capacity	1380 l	1380 l	1380 l	1360 l	1340 l
Net Weight	330 kgs	330 kgs	380 kgs	380 kgs	380 kgs
Jet	19 Massage Jets	33 Massage Jets	60 Massage Jets	46 Massage Jets	69 Massage Jets
Pump	1x Dual Speed Pump(3HP)	1x Dual Speed Pump(3HP)	2x Massage Pumps(3HP) 1x Circulation Pump	2x Massage Pumps(3HP) 1x Circulation Pump	2x Massage Pumps(3HP) 1x Circulation Pump
STRUCTURE					
Base	FRP	FRP	FRP	FRP	FRP
Cabinet	EternaWood	EternaWood	EternaWood	EternaWood	EternaWood
SYSTEM					
Control System	1 Set	1 Set	1 Set	1 Set	1 Set
Heating System	1x 3000W Heater	1x 3000W Heater	1x 3000W Heater	1x 3000W Heater	1x 3000W Heater
Disinfection System	Ozone	Ozone	Ozone	Ozone	Ozone
Filtration System	Cartridge Filtration	Cartridge Filtration	Cartridge Filtration	Cartridge Filtration	Cartridge Filtration
Lighting System	Underwater Light	Underwater Light	Underwater Light	Underwater Light	Underwater Light
Waterscape System	LED Waterfall	LED Waterfall	LED Waterfall + Water Curtain	LED Waterfall + Water Curtain	None

	CLASSIC SERIES	CLASSIC SERIES	CLASSIC SERIES	CLASSIC SERIES
	 SKT333C	 SKT333D	 SKT333E	 SKT333I
BASIC INFORMATION				
Size	2280x2280x910mm	2280x2280x910mm	2280x2280x910mm	2280x2280x910mm
People Capacity	1 Lounge + 4 Seats	2 Lounges + 4 Seats	2 Lounges + 4 Seats	1 Lounge + 5 Seats
Water Capacity	1600 l	1500 l	1450 l	1400 l
Net Weight	420 kgs	420 kgs	420 kgs	380 kgs
Jet	47 Massage Jets	88 Massage Jets	81 Massage Jets	57 Massage Jets
Pump	2x Massage Pumps(3HP) 1x Circulation Pump	2x Massage Pumps(3HP) 1x Circulation Pump	2x Massage Pumps(3HP) 1x Circulation Pump	2x Massage Pumps(3HP) 1x Circulation Pump
STRUCTURE				
Base	FRP	FRP	FRP	FRP
Cabinet	EternaWood	EternaWood	EternaWood	EternaWood
SYSTEM				
Control System	1 Set	1 Set	1 Set	1 Set
Heating System	1x 3000W Heater	1x 3000W Heater	1x 3000W Heater	1x 3000W Heater
Disinfection System	Ozone	Ozone	Ozone	Ozone
Filtration System	Cartridge Filtration	Cartridge Filtration	Cartridge Filtration	Cartridge Filtration
Lighting System	Underwater Light	Underwater Light	Underwater Light	Underwater Light
Waterscape System	Water Curtain + LED Waterfall	Water Curtain	Water Curtain	Water Curtain

	CLASSIC SERIES	MODERN SERIES	THE MOMENT SERIES	THE MOMENT SERIES	CLASSIC SERIES
	 SKT333L	 SKT333A	 TM306R	 TM168F	 SKT306A
BASIC INFORMATION					
Size	2240x2240x910mm	2420x2240x940mm	2100x2100x850mm	2280x2280x910mm	2280x2280x940mm
People Capacity	2 Lounges + 3 Seats	6 Seats	6 Seats	1 Lounge + 4 Seats	1 Lounge + 4 Seats
Water Capacity	1400 l	1740 l	1300 l	1400 l	1480 l
Net Weight	380 kgs	420 kgs	320 kgs	350 kgs	370 kgs
Jet	42 Massage Jets	45 Massage Jets	29 Massage Jets	57 Massage Jets	68 Massage Jets
Pump	2x Massage Pumps(3HP) 1x Circulation Pump	2x Massage Pumps(3HP) 1x Circulation Pump	1x Dual Speed Pump(3HP)	2x Massage Pump(3HP) 1x Circulation Pump	2x Massage Pumps(3HP) 1x Circulation Pump
STRUCTURE					
Base	FRP	FRP	FRP	FRP	FRP
Cabinet	EternaWood	EternaWood	EternaWood	EternaWood	EternaWood
SYSTEM					
Control System	1 Set	1 Set	1 Set	1 set	1 Set
Heating System	1x 3000W Heater	1x 3000W Heater	1x 3000W Heater	1x 3000W Heater	1x 3000W Heater
Disinfection System	Ozone	Ozone	Ozone	Ozone	Ozone
Filtration System	Cartridge Filtration	Cartridge Filtration	Cartridge Filtration	Cartridge Filtration	Cartridge Filtration
Lighting System	Underwater Light	Underwater Light	Underwater Light	Underwater Light	Underwater Light
Waterscape System	Water Curtain	None	LED Waterfall	LED Waterfall	None

	CLASSIC SERIES	CLASSIC SERIES	THE MOMENT SERIES	DELUXE SERIES
				
	SKT339F	SKT339I	SKT666A	SKT666D
BASIC INFORMATION				
Size	3800x2280x1160mm	3900x2280x1200mm	3900x2280x1200mm	3900x2280x1200mm
People Capacity	2 Lounges + 6 Seats	1 Lounge + 9 Seats	1 Lounge + 8 Seats	3 Seats
Water Capacity	3900 l	3650 l	3650 l	3980 l
Net Weight	1020 kgs	980 kgs	980 kgs	980 kgs
Jet	118 Massage Jets	48 Massage Jets + 4 Swim Jets	44 Massage Jets + 3 Swim Jets	22 Massage Jets + 5 Swim Jets
Pump	4x Massage Pumps(3HP) 1x Circulation Pump	3x Massage Pumps(3HP) 1x Circulation Pump	3x Massage Pumps(3HP) 1x Circulation Pump	3x Massage Pumps(3HP) 1x Circulation Pump
STRUCTURE				
Base	FRP	FRP	FRP	FRP
Cabinet	EternaWood	EternaWood	EternaWood	EternaWood
SYSTEM				
Control System	1 Set	1 Set	1 Set	1 Set
Heating System	1x 3000W Heater	1x 3000W Heater	1x 3000W Heater	1x 3000W Heater
Disinfection System	Ozone	Ozone x 100mg/hr	Ozone	Ozone
Filtration System	Cartridge Filtration	Cartridge Filtration	Cartridge Filtration	Cartridge Filtration
Lighting System	Underwater Light	Underwater Light	Underwater Light	Underwater Light
Waterscape System	Water Curtain + LED Waterfall	LED Waterfall	LED Waterfall	LED Waterfall

	DELUXE SERIES	DELUXE SERIES	CLASSIC SERIES	DELUXE SERIES
				
	SKT339E4	SKT339E5	SKT339E1	SKT666D
BASIC INFORMATION				
Size	4300x2280x1550mm	5500x2280x1550mm	5800x2280x1550mm	5900x2280x1550mm
People Capacity	3 Seats	3 Seats	2 Lounge + 2 Seats	None
Water Capacity	6200 l	8500 l	9360 l	9000 l
Net Weight	1300 kgs	1700 kgs	1850 kgs	1750 kgs
Jet	18 Massage Jets + 5 Swim Jets	18 Massage Jets + 5 Swim Jets	62 Massage Jets + 5 Swim Jets	None
Pump	4x Massage Pumps(3HP) 1x Circulation Pumps	4x Massage Pumps(3HP) 1x Circulation Pumps	4x Massage Pumps(3HP) 1x Circulation Pumps	Endless Swimming System x 6.65HP 1x Circulation Pump
STRUCTURE				
Base	FRP	FRP	FRP	FRP
Cabinet	EternaWood	EternaWood	EternaWood	EternaWood
SYSTEM				
Control System	1 Set	1 Set	1 Set	2 Set
Heating System	1x 3000W Heater	1x 3000W Heater	1x 3000W Heater	1x 3000W Heater
Disinfection System	Ozone	Ozone	Ozone	Ozone
Filtration System	Cartridge Filtration	Cartridge Filtration	Cartridge Filtration	Cartridge Filtration
Lighting System	Underwater Light	Underwater Light	Underwater Light	Underwater Light
Waterscape System	LED Waterfall	LED Waterfall	Water Curtain	None

	DELUXE SERIES	DELUXE SERIES	CLASSIC SERIES
			
	SKT339A	SKT339E6	SKT339E2
BASIC INFORMATION			
Size	6000x2280x1350mm	5850x2280x1550mm	7800x2280x1550mm
People Capacity	1 Lounge + 6 Seats	1 Lounge + 5 Seats	2 Lounges + 2 Seats
Water Capacity	8000 l	8000 l	11870 l
Net Weight	1850 kgs	1850 kgs	2165 kgs
Jet	61 Massage Jets + 5 Swim Jets	40 Massage Jets + 5 Swim Jets	66 Massage Jets
Pump	6x Massage Pumps(3HP) 2x Circulation Pumps	6x Massage Pumps(3HP) 2x Circulation Pumps	Endless Swimming System x 6.65HP 2x Massage Pumps(3HP) 1x Circulation Pump
STRUCTURE			
Base	FRP	FRP	FRP
Cabinet	EternaWood	EternaWood	EternaWood
SYSTEM			
Control System	2 Set	2 Set	2 Set
Heating System	2x 3000W Heater	2x 3000W Heater	1x 3000W Heater
Disinfection System	Ozone	Ozone	Ozone
Filtration System	Cartridge Filtration	Cartridge Filtration	Cartridge Filtration
Lighting System	Underwater Light	Underwater Light	Underwater Light
Waterscape System	LED Waterfall	LED Waterfall	Water Curtain + LED Waterfall

MOVING INSULATION COVER



Spa Rolling Cover is suitable for massage spa and swim spa of all shapes and all sizes. It is mounted on top of the spas and moves back and forth overhead. Installing the cover requires spaces to remove the cover.





HEAT PUMP



Heat pump is designed with Titanium heat exchanger and is full resistance against corrosion to ensure a long life time. It is widely used for spa.

INTELLIGENT REMOTE CONTROL



Intelligent device remote control to break the space shackles anytime and anywhere

ELECTRIC VACUUM CLEANER



Strong built-in rechargeable batteries, no need of hoses and electric cord when you clean. Constant performance up to 60 minutes after full power.



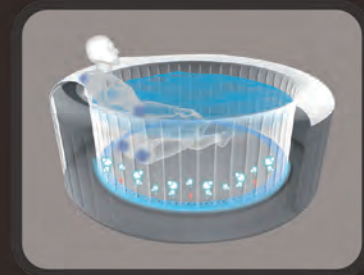
ACCESSORIES



PREMIUM SPA COVER



COVER LIFTER




AROMATHERAPY SYSTEM



2 TIRE ETERNAL STEP




3 TIRE ETERNAL STEP




BLUETOOTH SOUND SYSTEM

SWIM SPA EXERCISE EQUIPMENT



SWIMMING POLE



AQUA BOWING



AQUA BIKE



EXERCISE BAND



PLASKOLITE ACRYLIC

Plaskolite Acrylic has been the leading provider of acrylic sheets to the spa and swim spa industry for decades, satisfying customers with quality sheets, innovative colors, textures and designs.

- Multi-layer resin fiber reinforcement, strong and durable
- After years of use in the sun, it will not fade
- Warm and comfortable touch provides a more comfortable bath experience

MAINTENANCE-FREE CABINET

The 100% maintenance-free cabinet will not fade or crack under bright light and strong ultraviolet light, with natural resistance to moisture, rot and insect damage. Added antifungal stain for easy maintenance.

- Weather and UV Resistant cabinets will not fade or split
- With a natural resistance to moisture, decay and insect damage
- Anti-fungal & blot-resistant make it more durable



Silver White Marble



Ocean Wave Opal



Midnight Opal



Mediterranean Sunset



White Pearlescent



Pure White



Brown



Chocolate



Grey



#551 GuangYuan Expressway,GZL Building,GuangZhou,China

Postcode:510640

Tel:+86-20-38459311(10lines)

Fax:+86-20-38459299

Http://www.jazzispas.com E-mail: info@jazzispas.com

Updated 2025



Product specifications and features may be subject to change without notice, models shown in photographs not necessarily the same as those described on the pages where they appear.